REHUB MIAMI

A brand.
A platform.
A growth engine.

Built from the ground up by Kyubi Creative. Custom web development, MLS data, SEO, campaign creative and connected sales operations.

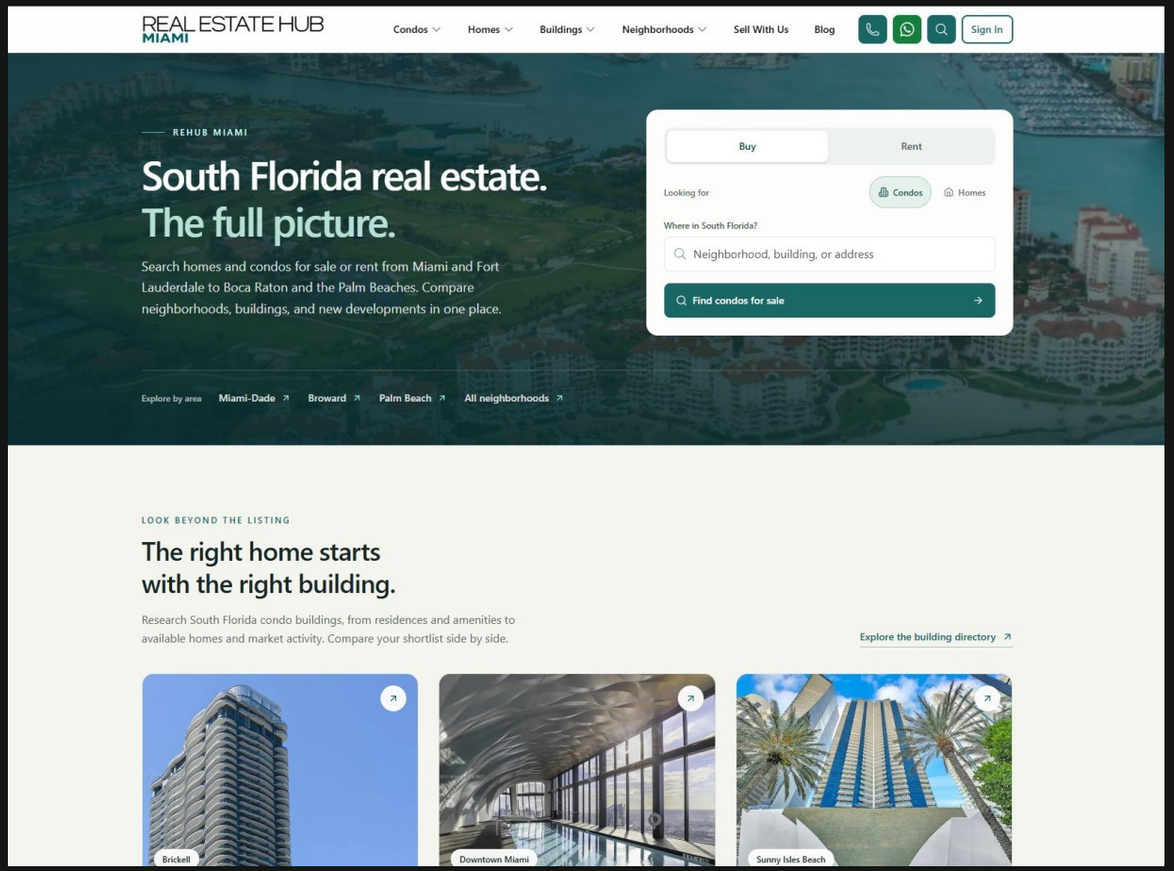

Near-zero to 102

organic clicks per day

kyubicreative.com

NOVEMBER 2026

102.1 clicks/day: Oct 18-Nov 14, 2026. First recorded 28 days: 0.25/day, Mar 26-Apr 22, 2026. Google Search Console, Web search, finalized data.

305-761-0271
kyle@kyubicreative.com

One studio. The entire experience.

REHUB Miami brings South Florida property discovery and local expertise into one digital destination. Kyubi connected the brand, product, acquisition and sales systems behind it.

01

Brand & creative

Identity, visual direction, website copy and a consistent social design language.

02

Custom platform

Next.js, React and TypeScript, with bespoke search and buyer research tools.

03

MLS & data

A custom API layer, listing ingestion, building matching and stored market data.

04

Search & content

Technical SEO, building and neighborhood guides, editorial content and indexing reviews.

05

Paid & organic creative

Meta campaign setup, ad variations, organic carousels and matched landing journeys.

06

Lead operations

Contextual inquiry capture, CRM integration, shared intake and agent ownership.

305-761-0271
kyle@kyubicreative.com

The growth, straight from Search Console.

A genuine account capture shows the full recorded climb from March through November 2026.

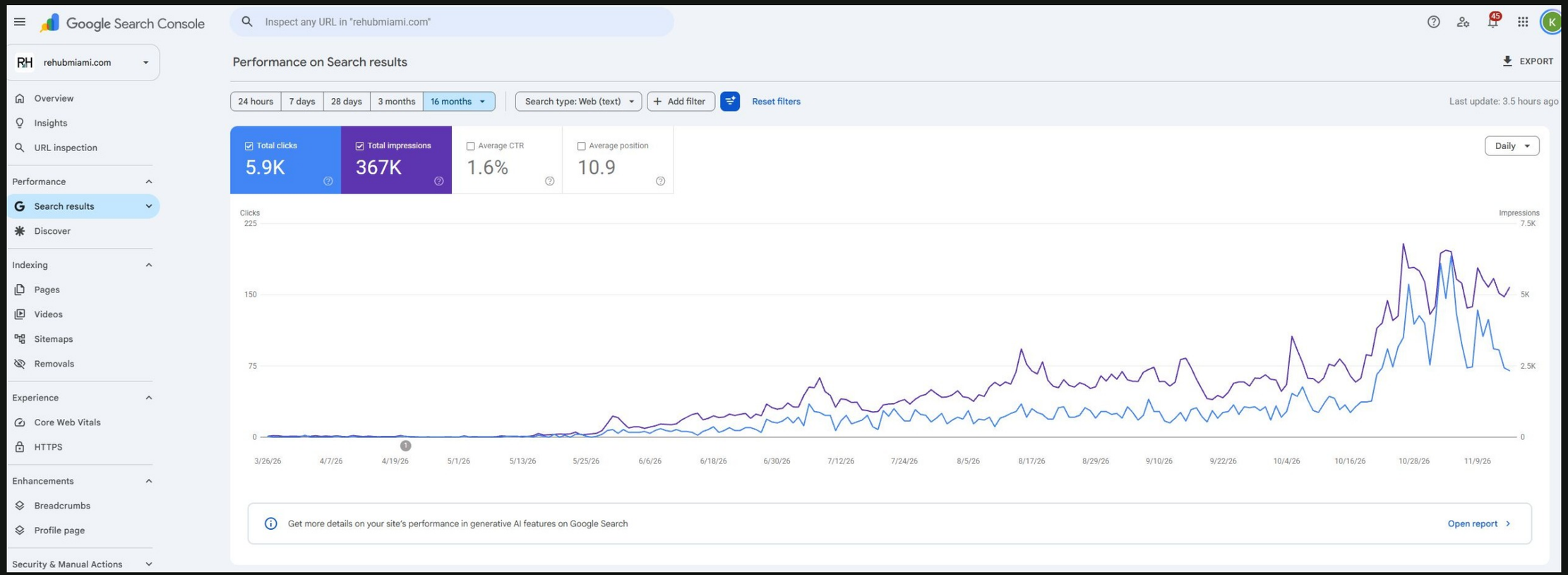

5,897 clicks **366,888 impressions** Mar 26-Nov 15, 2026

Live UI snapshot captured Nov 17, 2026; its latest reporting date may revise. Blue = clicks; purple = impressions, with separate axes. No paid ad traffic is included in this Web search report.

305-761-0271 kyle@kyubicreative.com

From near-zero to 102 organic clicks a day.

0.25
first recorded 28-day daily average

102.1
latest finalized 28-day daily average

+222%
clicks vs. the preceding 28 days

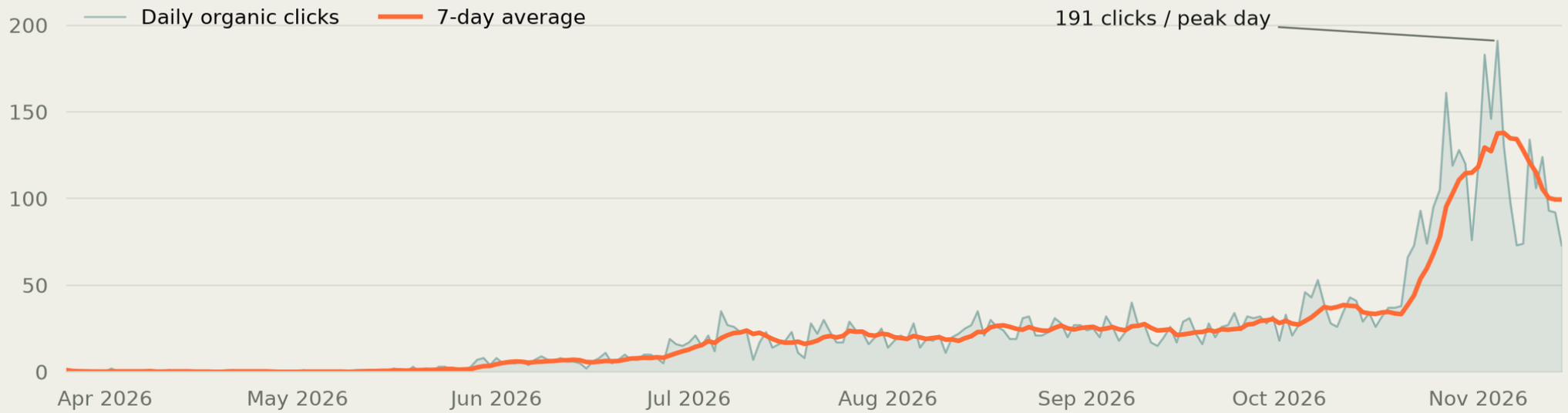

2,858 clicks

139,640 impressions

191 peak daily clicks

Source: Search Console API, Web search, finalized data. Baseline Mar 26-Apr 22 (7 clicks); comparison Sep 20-Oct 17 (888); latest Oct 18-Nov 14 (2,858). Peak Nov 4. Daily totals fluctuate; peak is not the typical day. First recorded period is not a verified launch date.

305-761-0271
kyle@kyubicreative.com

A premium identity with a practical purpose.

Clear navigation, restrained typography and a coastal palette give buyers room to focus. The same visual language carries from the website into social and paid campaigns.

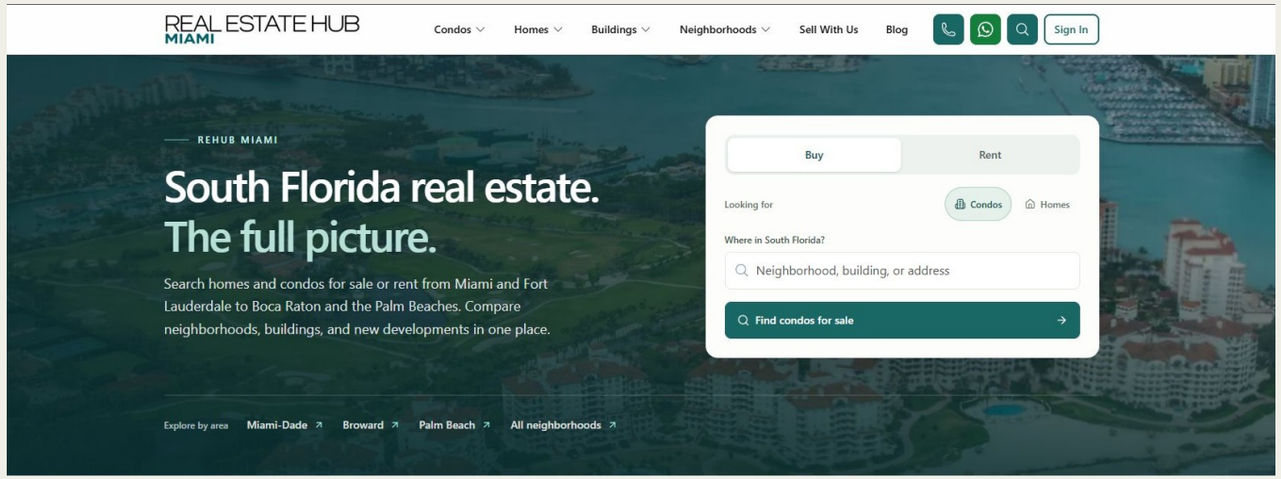

REHUB teal

Warm neutral

Deep coastal

Design choices support the next action: explore a neighborhood, compare a building, save a home or start a conversation.

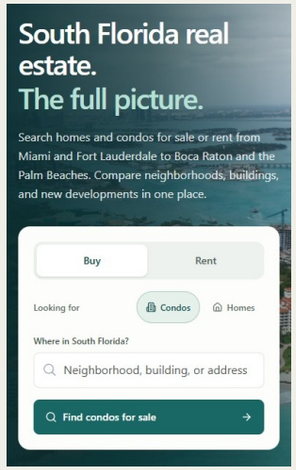

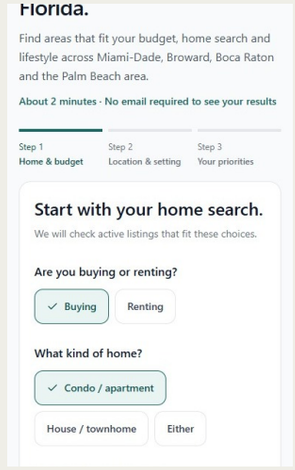

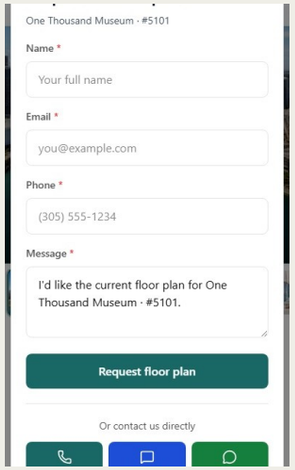

Desktop capture: live website, Nov 17. Mobile examples: retained implementation QA captures. REHUB brand palette is distinct from Kyubi Creative's studio identity.

Live inventory. A custom discovery layer.

Kyubi built the application and API layer that turns MLS-sourced inventory into useful property search.

01 / Ingest

Bridge MLS data enters a controlled synchronization pipeline.

02 / Normalize

Addresses, property types, photos and building relationships are organized.

03 / Serve

Stored listings power filtered search, maps and individual property pages.

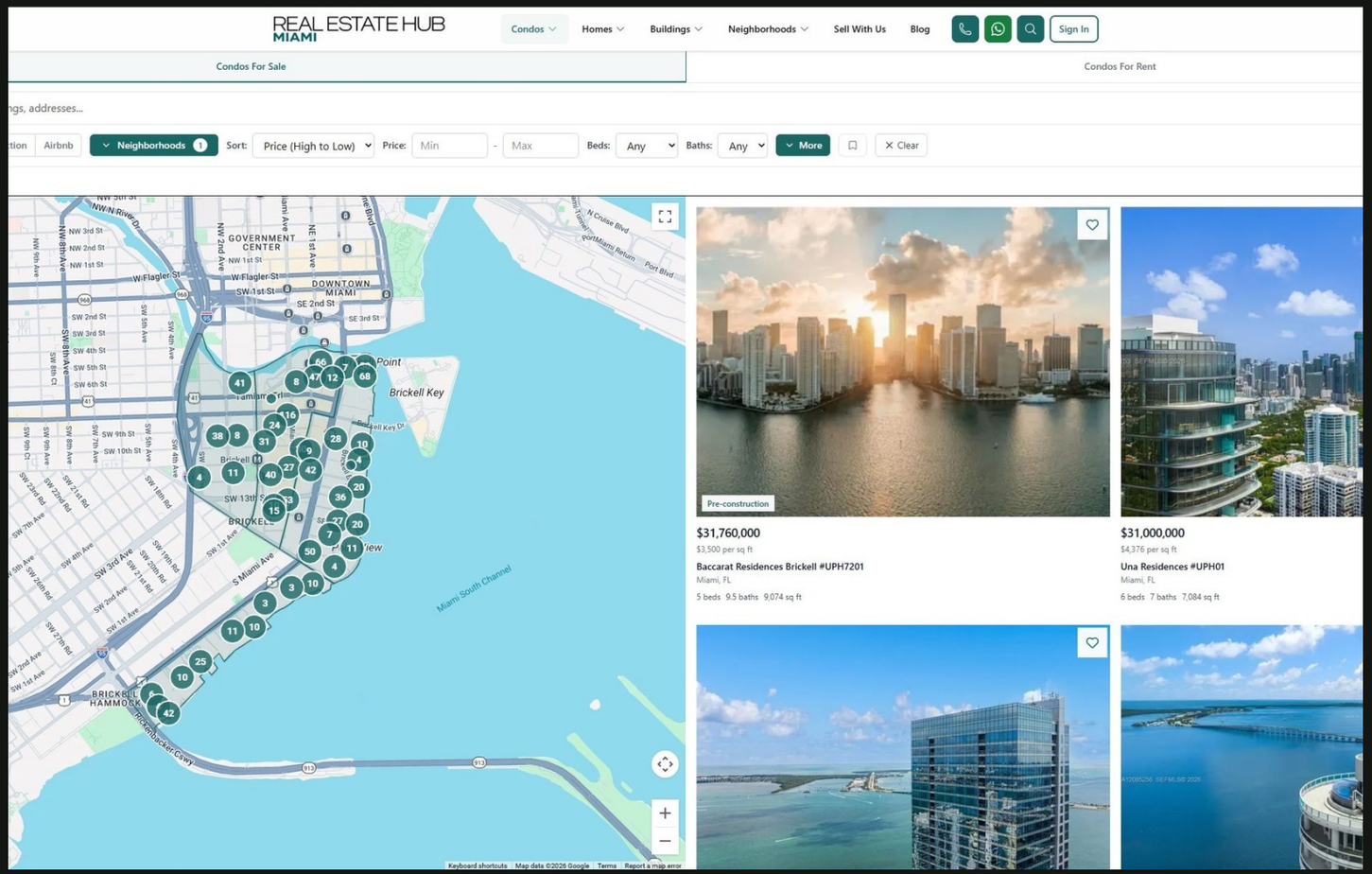

MAPS / FILTERS / SAVED RESEARCH / PROPERTY DETAIL

Implementation: Next.js 15, React 19, TypeScript, Supabase/PostgreSQL and Bridge MLS integration. Inventory is synchronized and cached; availability depends on provider updates.

305-761-0271
kyle@kyubicreative.com

Give buyers the full picture.

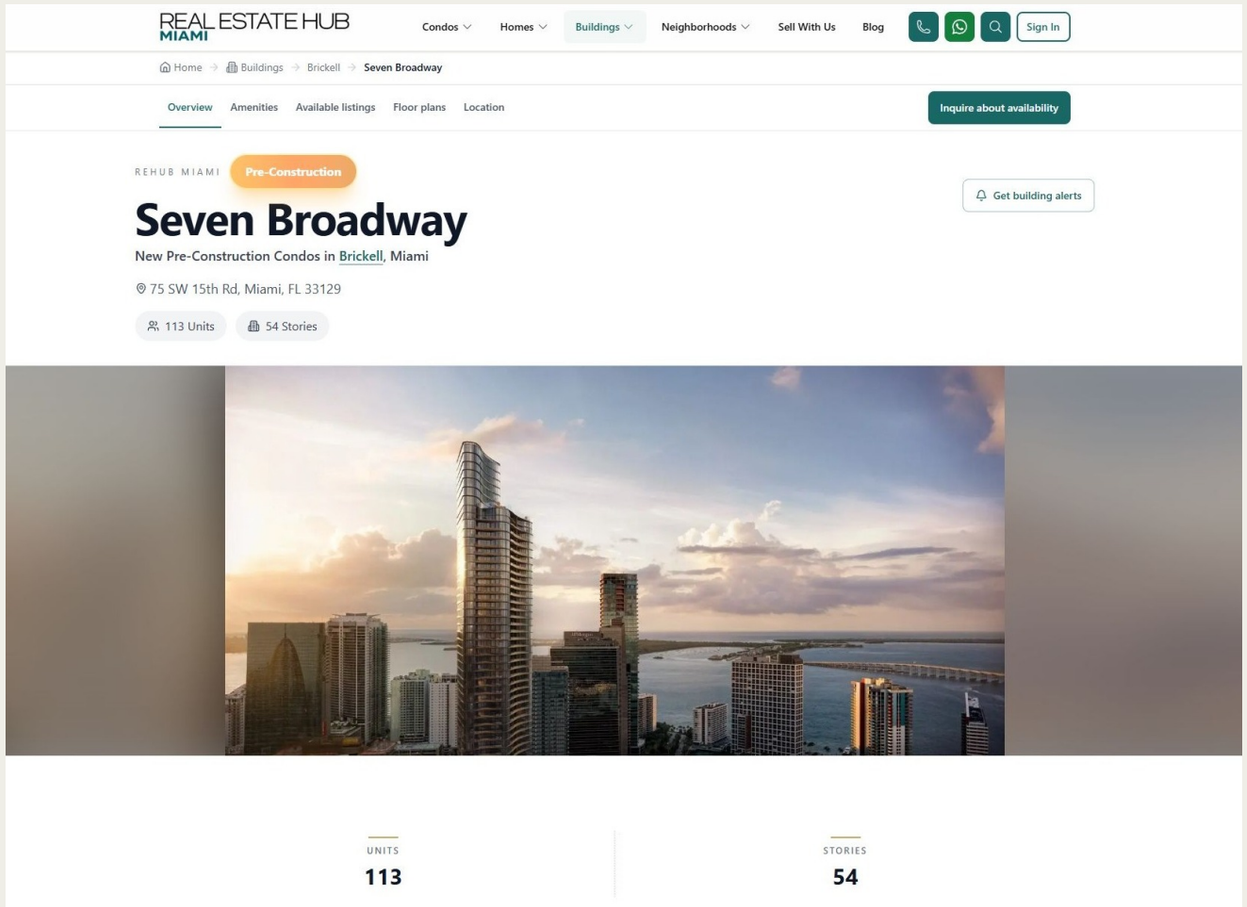

Building profiles connect the visual story with the details buyers need to decide what deserves a closer look.

Structured project research

Building identity, architecture, amenities and verified project details.

Connected discovery

Floor plans, location, related guides and available inventory where present.

Contextual conversion

Availability, floor-plan and waitlist requests retain the building being researched.

Explore the Seven Broadway profile

Live product example captured Nov 17, 2026. Development imagery is a rendering. Individual project details and availability can change.

Build around the questions buyers ask.

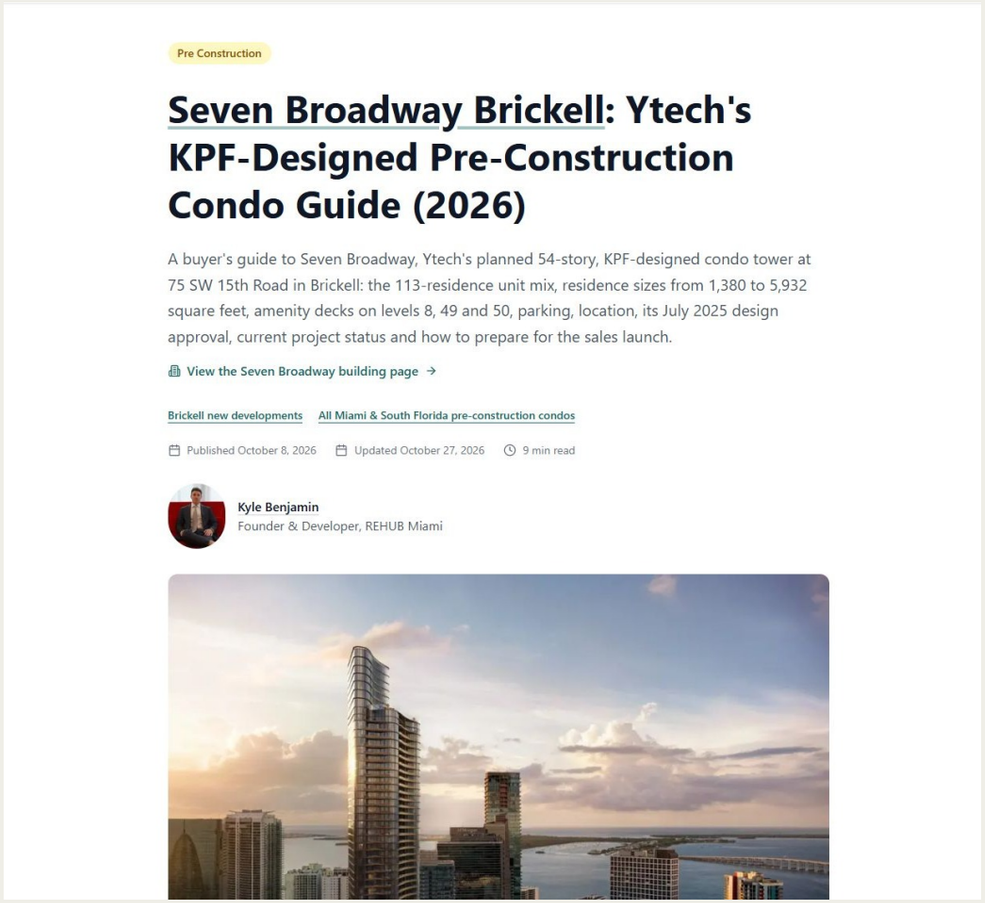

653
structured building records

282
editorial MDX articles

The search strategy connects neighborhood discovery, building research, ownership questions and property-level intent through relevant internal links.

01 Neighborhood guides and sale/rental collections

02 Building profiles and pre-construction guides

03 Buyer education, market research and comparisons

04 MLS property pages and contextual inquiry paths

Repository inventory checked Nov 17: 653 building-mapping records, including 147 pre-construction records, and 282 MDX articles. Counts describe maintained content assets, not indexed URLs or ranking guarantees.

Search visibility across the buyer journey.

Organic discovery is reaching both editorial research and property destinations. Technical work helps each page present a clear, useful purpose to search engines.

EDITORIAL GUIDE

Exclusive golf clubs / membership costs — 89 clicks

NEIGHBORHOOD RESEARCH

Sunset Harbour Miami Beach guide — 48 clicks

NEW DEVELOPMENT HUB

Pre-construction directory — 44 clicks

BUILDING GUIDE

Mandarin Oriental Residences Boca Raton — 34 clicks

THE SEO FOUNDATION

- Server-rendered page content
- Canonical URL management
- Structured metadata & schemas
- Purpose-built XML sitemaps
- Internal discovery links
- Thin-page indexing controls
- Ongoing GSC review

Page examples: finalized Search Console page rows, Oct 18-Nov 14, 2026. Page and query breakdowns use different aggregation and privacy limits from property totals; examples are not added together to reproduce chart totals.

305-761-0271
kyle@kyubicreative.com

Turn property interest into an informed inquiry.

Forms are tailored to the buyer's next step. A floor-plan request, callback, tour, shortlist and general inquiry each carry their own intent.

Capture the context

Listing or building, page of inquiry, message and contact details when supplied.

Preserve the journey

First landing, previous page and sanitized campaign UTMs are retained in inquiry history.

Deliver reliably

A durable queue supports retries, duplicate protection and CRM delivery.

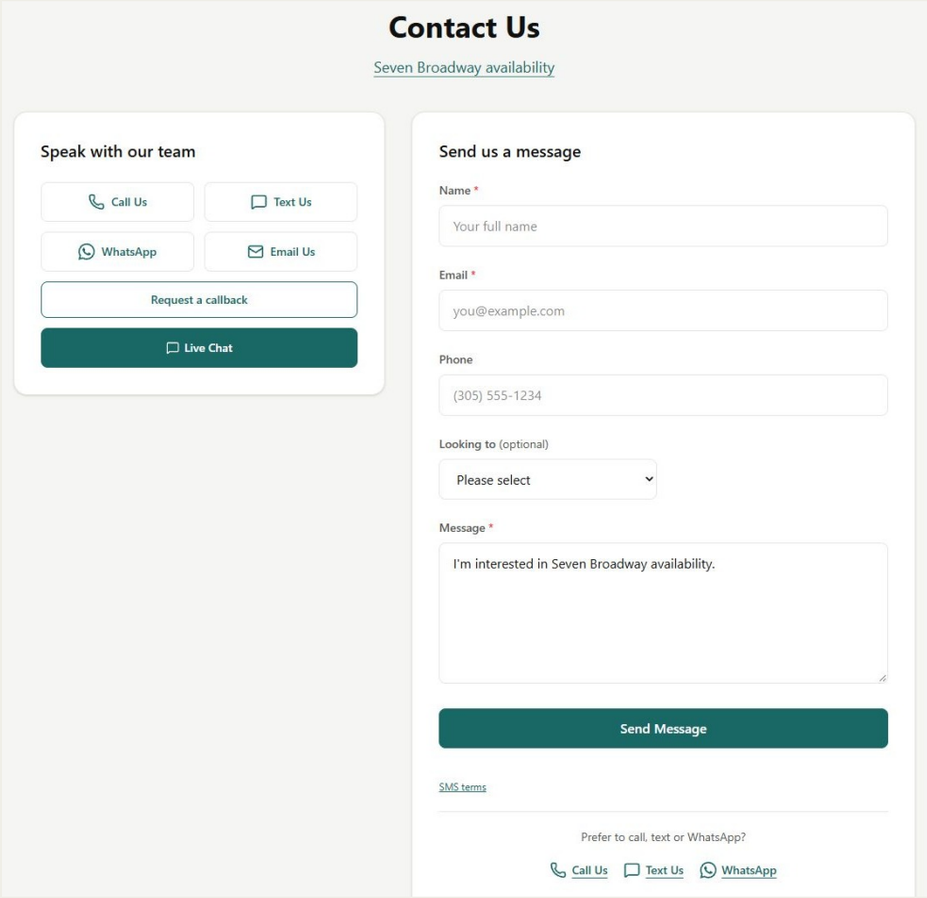

Live website capture and CRM context delivery are documented in the Nov 3 release audit. Request acceptance is distinct from a booked appointment, qualified opportunity or closed transaction.

A custom lead system built around the team.

GoHighLevel provides the CRM workspace. Kyubi built the connected intake, context, delivery and ownership logic that makes it work for REHUB.

Capture & retain

Website requests are saved with their property and campaign context.

Share & claim

New eligible inquiries enter shared intake; an accepted claim establishes the responsible agent.

Protect & recover

Existing ownership is preserved, competing claims are controlled and failed delivery can retry.

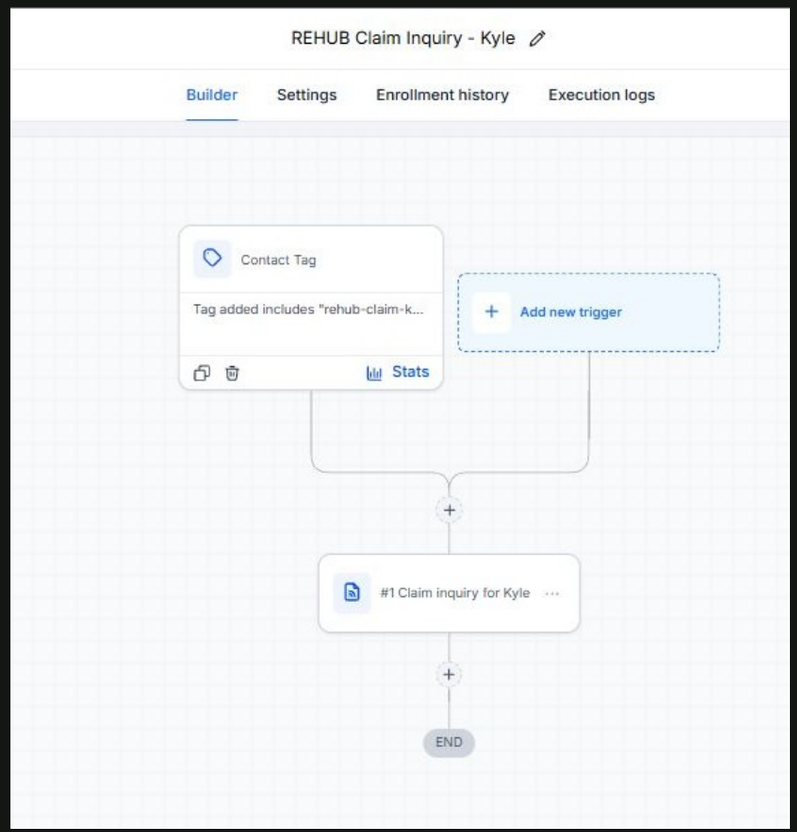

Published native claim workflow

Observed Nov 17: published claim, inbound SMS, live chat and call-outcome workflows. Shared capture/claim production acceptance is documented Nov 7-8. Each native channel has its own configuration and acceptance scope.

Measure the actions that matter.

The measurement plan follows the buyer from discovery to an accepted request. Campaign labels and page context give the sales team a better starting point.

01

DISCOVER

Search, Meta creative, organic social

02

RESEARCH

Listings, buildings, floor plans, comparisons

03

REQUEST

Callback, availability, tour or shortlist

04

FOLLOW UP

CRM context, ownership and next action

GA4 / GTM

Useful funnel events

Search results, listing views, form opens, accepted requests and saved research actions.

META PIXEL

Defined conversion signals

Accepted inquiries are distinguished from form interactions, phone clicks and other intent signals.

Measurement implementation and browser checks are documented in the Nov 3 tracking package. Browser event collection can be affected by privacy choices and blockers. No cost-per-lead, ROAS or closed-sale attribution is asserted here.

A considered visual story. One swipe at a time.





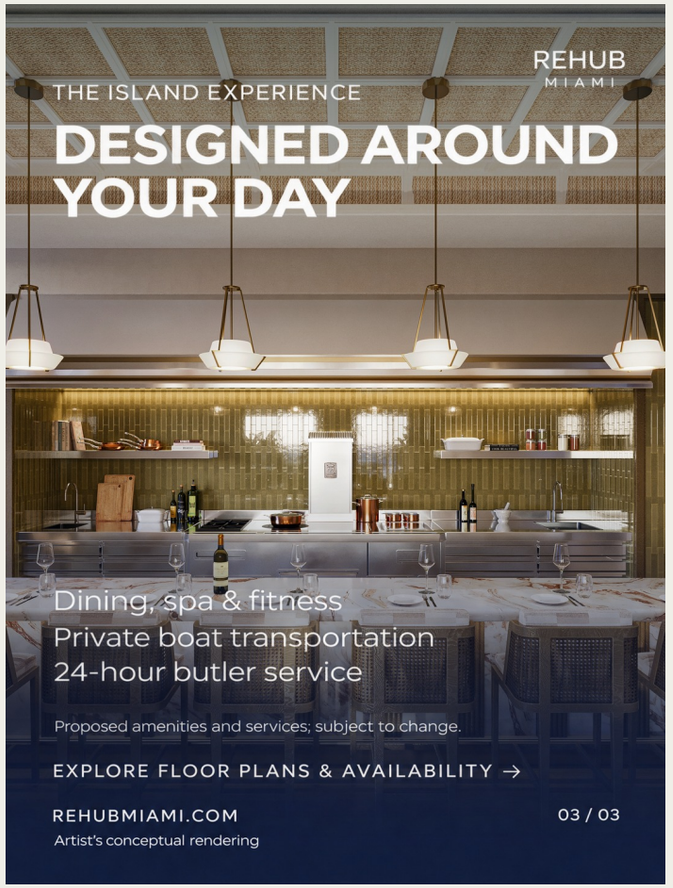

SIX FISHER ISLAND

Architecture-led cover. Residence details. Lifestyle and a clear next step.

Three-slide carousel, published to Instagram and Facebook Nov 10, 2026, confirmed in Meta Business Suite Nov 17. Creative shown at original aspect ratio. Renderings and historical project claims remain part of the original artwork.

305-761-0271
kyle@kyubicreative.com

Bring new developments into focus.







ATMA MIAMI BY AMAN GROUP

A coordinated launch story across architecture, residences and wellness.

Crossposted Instagram/Facebook entry observed in Published content, dated Nov 15, 2026. Developer renderings are conceptual and credited in the artwork. These are creative examples; engagement or campaign performance is not implied.

The same brand. More than one way to connect.





RELOCATION CREATIVE

Lifestyle hooks designed around a clear audience insight, followed by a relevant home-search destination.



PROPERTY MARKETING

Relocation pieces and Mosaic artwork are produced creative examples. Publication and ad delivery are not asserted for these versions. The historical leased-price graphic is shown as design work, not proof of a transaction attributable to Kyubi's marketing.

Eight entry points into the same ecosystem.



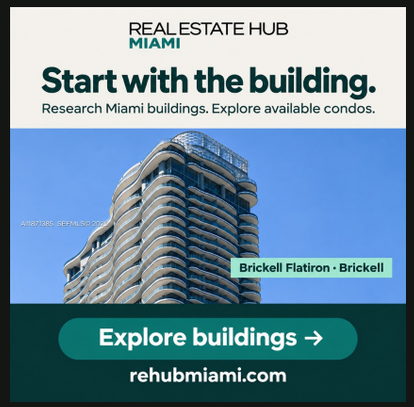





Budget-led search. Building research. Pre-construction. Neighborhoods. General search. Miami Beach. Waterfront. Waldorf Astoria.









Each creative has a matched destination and its own campaign content label.



Nov 3 launch: one website Leads campaign, one ad set, eight published/enabled ads, configured at $50/day total. Cropped configuration capture: Nov 17. The live summary reports $0 spend and no website-lead metrics; paid performance is not claimed.

Connect the message to the destination.



01 / A SPECIFIC HOOK

A concrete buyer question: what does around $1 million buy in Miami?

02 / A RELEVANT LANDING

The budget ad links to a filtered condo search across selected neighborhoods, with the price range already applied.

03 / A CONNECTED INQUIRY

Campaign UTMs follow the visit into an accepted website inquiry and its CRM history, giving follow-up useful context.

Kyubi's paid acquisition scope brings creative, campaign structure, landing pages and conversion measurement together.

Verified execution in this case study is Meta paid social. No Google Ads spend, paid-search results, lead cost or ROAS is included. PPC/search advertising can be scoped as a separate extension of the same landing and measurement system.

The systems that make the front end useful.

01

Source data

MLS provider integration and controlled ingestion.

02

Data model

Normalized listings, building relationships and market snapshots.

03

Application

Custom API routes, cached reads and Next.js interfaces.

04

Acquisition

Search-friendly content, editorial links and matched campaigns.

05

Conversion

Context-aware forms, durable delivery and tracking events.

06

Sales operations

GoHighLevel integration, shared intake and ownership controls.

Architecture summarized from repository implementation and dated production acceptance records. Availability, provider dependencies and each feature's operational configuration remain part of ongoing maintenance.

305-761-0271
kyle@kyubicreative.com

Bring the whole digital journey together.

REHUB shows what becomes possible when design, engineering and acquisition are built around the same business.

01

Define the opportunity

Understand the audience, business model and the actions that matter.

02

Build the experience

Shape the brand, website, content and integrations around that journey.

03

Create momentum

Launch campaigns, review search data and improve what visitors do next.

What are you ready to build?

Start a conversation

kyubicreative.com

305-761-0271
kyle@kyubicreative.com

The evidence behind the story.

Search performance	Google Search Console, sc-domain:rehubmiami.com, Web search. API queried Nov 17, 2026. Main comparisons use finalized dates through Nov 14. Daily dates follow Search Console reporting boundaries. The UI screenshot includes Nov 15 and can revise.
Growth calculations	Latest 28 days: Oct 18-Nov 14, 2,858 clicks / 139,640 impressions. Preceding 28: Sep 20-Oct 17, 888 / 58,871. Click growth = (2,858 / 888 - 1) x 100 = 221.8%. Latest daily average = 2,858 / 28 = 102.1. First recorded 28 days: Mar 26-Apr 22, 7 clicks / 28 = 0.25.
Website & implementation	Live homepage, search and building screens captured Nov 17. Mobile examples are retained QA captures. Platform inventory is from the Nov 17 repository snapshot. CRM work combines custom software with GoHighLevel; deployment and acceptance records distinguish working features from prepared extensions.
Creative & paid media	Selected artwork comes from the REHUB production library. Six Fisher and ATMA publication was checked in Meta Business Suite. Meta setup is supported by the Nov 3 launch record and Nov 17 configuration capture. The live summary shows $0 spend and no website-lead metrics. Historical prices and project availability can change.
Scope of results	Organic clicks measure clicks from Google Search; they do not establish unique people, qualified leads or sales. This briefing makes no verified revenue, commission, lead-value, cost-per-lead or ROAS claim. Results describe this project and do not promise the same outcome for another business.

Live project

Studio & contact

Book an introduction

305-761-0271
kyle@kyubicreative.com